



THE BUG REPORT

A Publication of the Greater South Bay PC Users Group

GS-BUG, Inc.

<http://gsbug.apcug.org>

Volume 12, Number 10

November 2007



INSIDE

Club Details	2
Officers and Fine Print.....	2
President's Thoughts.....	3
Internet Talk.....	4
Holiday Party	7
Election Results	7
Gadgets & Windows Sidebar ...	8
Windows Calendar	9
Tip.....	10
Ad Rates.....	11
SIG Meetings	11
Membership Application	11
Monthly Calendar	12

We could certainly slow the aging process down if it had to work its way through Congress.-

- Will Rogers

November 5

Bruce Carl Aronson, a Senior I. T. Technical Trainer and a former programmer, has taught computer literacy since the 1970s.

Using knowledge gained in 30 years of presentation-making, he will describe seven steps you can take to make your *PowerPoint* (or similar) presentation thorough, understandable and hopefully inspiring.

These principles can be used in *Corel Presentations, Open Office* and a clone not yet released by *Google*.

In an era when "Death by PowerPoint" is all too common, attendees will learn the very simple secrets that separate the pros from the neophytes in making these presentations.

His booklet describing his Del Gato method will be available for purchase for \$5.00.

I have seen his presentation at LACS and I am quite impressed with his method.

George Porter

Internet SIG

The next Internet SIG is January 25, 2008; from 7 to 9 p.m.; at Gary Sexton's home: 3623 West 227 Street (a half block east of Hawthorne Blvd.).

Note this is next year since the SIG will not be held in November or December.

Our presentation will be followed by surfing, discussion and questions.

Our October meeting was doing a review of the new *Adobe 8 Reader*. This interface looks quite a bit different from its predecessor and takes getting used to.

We want to go into the new features:

- Creating PDF directly
- Collaboration
- Reader enabled PDF
- Customization
- and Security





Greater South Bay PC Users Group

*A member of
Association of Personal Computer User Groups*



MEMBERSHIP

Membership is available for twelve months from the date of joining. Membership rates:

Individual	\$36.00
Student	\$18.00
Family	\$48.00
Newsletter Subscription	\$18.00

Checks payable to GS-BUG, Inc.

Mail to:

GS-BUG, Inc. — Membership
241 Via Los Miradores
Redondo Beach, CA 90277-6761

THE BUG REPORT

A monthly publication of GS-BUG, Inc. Reproduction of any material herein by any means is expressly prohibited unless written permission is granted. Exception: Articles may be reprinted by other user groups in unaltered form if credit is given to the author and the original publication.

SUBMISSIONS

All submissions to the GS-BUG Report must be unformatted on PC disk or e-mail (no hardcopy). Limit formatting to bold or italicizing. We reserve the right to edit as necessary for space consideration. Art work submitted must be in a common graphics format (.jpg, .tif, etc.)

DISCLAIMER

All opinions herein are those of the individual authors only, and do not reflect the opinions of GS-BUG, Inc. The group does not intend to endorse, rate or otherwise officially comment on products available and readers are cautioned to rely on the opinions presented at their own risk.

Articles are compiled without verification of accuracy or application to a special task or computer. GS-BUG, Inc., its contributors and the editor do not assume any liability for damage arising out of the publication or non-publication of any advertisement, article, or any other item in this newsletter.

GENERAL MEETING

General meetings are held at 7:30 p.m. on the first Monday of the month at the Salvation Army Facility, 4223 Emerald Street (at the corner of Emerald and Earl Streets), Torrance.

BOARD OF DIRECTORS

President Garry Sexton 310-373-3989
uags@aol.com

Vice-President Tom Tucknott 310-530-4992
ttucknott@socal.rr.com

Secretary

Treasurer Jim Corones 310-322-1441
jcorones1@juno.com

Librarian

Membership Patrick Garvey 310-378-9767
Membership.GSBUG@gmail.com

Program George Porter 310-373-5416
g19porter@verizon.net

Web Master Shelley Miller 310-541-6796
seamil19@verizon.net

Past President Emmett Ingram 310-377-4668

Directors at Large

John Hanson 310-643-9882
ba030@lafn.org

Virginia Pfiffner 310-374-2410
vpfiffne@elcamino.edu

Greg Neumann Gbug_caller@aol.com

Newsletter Staff

Editor Marian Radcliffe 818-249-1629
MarianRad@1stNetUSA.net

Proofreader Virginia Pfiffner

President's Thoughts

By U. A. Garred Sexton

Some new events are planned for the Club.

Plans are under way to start a Linux SIG. The location and date will be at Garry Sexton's house on the 2nd Thursday of each month. The start date will be announced early in January 2008.

I am disappointed to announce that George Porter has decided to resign as Program Chairman. He did the job well and deserves thanks from all of us. Instead, he will coordinate the new Linux SIG which will use the Linux-KUBUNTU version that was presented at our General Meeting in October.

Now we have two positions vacant that are important to the functioning of GSBUG. We need both a Secretary and a Program Chair. Would it be easier for two of you to volunteer to share the Program Chair position, so each one would spend only half the time that one person would to assist your fellow members in having meaningful meetings?

Let me know if you would like to help out.

Thanks to Ed Leckliter you have a golden opportunity to purchase a copy of Microsoft *Vista Home Premium* 32-bit DVD System Builder (full build) for the very low price of \$79.99 + tax and

\$5.99 shipping from www.microcenter.com. After clicking on this URL go immediately to the 'Search' boxes in the upper right corner of the MicroCenter website and select the 'SKU / UPC' in the upper box and then type in '805051' in the lower box and click 'GO.' You will not find the product if you miss these steps.

If you think you will be getting *Vista Home Premium* Operating System in the future, now is the time to buy it. I don't expect the price to drop.

The general RAM, Random Access Meeting (a time to ask computer questions you have), chaired by Ed Leckliter before the General Meeting, started and is going well. It begins at 7 p.m. while the room is quiet before everyone arrives.

In case you didn't know, we have some busy club members. One, Ed Leckliter, is the President of Orange Coast IBM PC Users' Group along with all his other activities.

The Christmas party needs some Santa's helpers this year, so take a look at the list of things to be done when the sign-up sheets are passed around at our November 5th General Meeting and select what you would like to do.

Contact Virginia Pfiffner at vpfiffne@elcamino.edu for further information.

In November, I will be unable to attend the General Meeting. The General meeting and the board meeting will be chaired by Tom Tucknott, our Vice President.

Let me remind you that any member who so desires is welcome to attend the board meetings which are held on the Wednesday following our Monday General Meeting.

Pete Warner of the Salvation Army, who is the contact for our Club, would like to know if any of our members would like to be "Bell Ringers" during the Holiday Season this year. If you are interested, even for a short time, please contact him by phone at 310-370-4515, Extension 104, or by e-mail at pete_warner@usw.salvationarmy.org.

The Internet SIG will not be held in November because of Thanksgiving and not held in December because of proximity to Christmas.

The Windows SIG chaired by Virginia will not be held in December.

U.A. Garred Sexton

Internet Talk

By Frank Chao
Member, GS-BUG

Welcome to the 97th *Internet Talk* article for *The Bug Report*, a publication of the Greater South Bay PC Users Group (GSBUG). Liz and I hope that you are having a great Fall season. Based on some of the phone calls and e-mail messages that we have been receiving from GSBUG members, some of your older hard drives have been crashing. Be sure to do frequent backups of your data files so that when your hard drive crashes, you do not lose anything important!

Internet Video Surveillance

You can now use Internet-connected Webcams to spy on your home, your kid, and your dog from anywhere where you have Internet access. If you have video surveillance software monitoring your Webcam, you can set the software to phone or page you to alert you when it detects motion, so you can get some sleep until your neighborhood's troublemakers decide to steal your worldly possessions.

See <http://www.pcworld.com/article/id,131813/article.html> for a definitive article on this innovative use of technology.

To start learning about the software that is needed for video surveillance:

Get a free trial of *WebCam Monitor* software at

<http://www.deskshare.com/wcm.aspx>
or
get a free trial of *i-Catcher Sentry* at <http://www.icode.co.uk/icatcher/products/sentry.html>
or
get a free trial of *Digi-Watcher* and *Remote View* software from <http://www.digi-watcher.com/>

Note that the latter two software products come from Great Britain where video surveillance is more extensively deployed than anywhere else in the world.

Saving Web Pages: Part 2

The following is the second in a series of discussions on saving what you see in Web pages:

Last week, we covered the bare basics: using screenshots and dropping them into Microsoft *Word* or *WordPerfect*.

This week we will move into some slightly more advanced techniques with the help of our computer guru, Ed Leckliter.

In response to last month's Part 1, he wrote the following:

“Hi Frank:

I just read your article in the October edition of the GSBUG *Bug Report*. I was surprised that in the *Saving Web Pages: Basics*

you started this topic (thread) with screen captures. As you well know, a screen capture only captures what is then-currently visible on the screen. You lose any links on the page – even those visible in the capture window. And the sizing in a capture is really ugly.

In my opinion, a much better approach – assuming you are using *IE 7* (possibly earlier) – is to use the ‘Page/Save As’ feature:

1. Open any web page you want to save
2. Click the drop down arrow to the right of ‘Page’ in the top tool bar (upper right).
3. Select ‘Save As...’
4. Select an appropriate ‘Save In’ folder – or create a new one in an appropriate folder structure
5. Enter a file name
6. Click the ‘Save’ button.

You now have the page as you found it at the then-current moment. And the links are there just like on the original page – they open in a new *IE* tab/browser session (where you may find the content has moved). Note that *IE* is the display application to present the ‘Web Archive, single file (*.mht)’ format – your hard drive location (path) will show up in the navigation bar at the top of the *IE* page.

Possibly you have not tried this

(See *Internet* on page 5)

(*Internet, From Page 4*) approach. Give it a try. You'll love it.

Ed Leckliter
GSBUG Member (for a very long time) and Random Access (RAM Session) Moderator

P.S. I just tried your Alt/Shift/PrintScreen suggestion and here is what I got:

with this 'gotcha:'

Option 1:

If you perform an <Alt> + <Shift> + <Print Screen>, with the right-most <Alt> of your keyboard, you will not incur the wrath of the 'Accessibilities Options' applet.

Option 2:

-step description tells you how to do this in *Internet Explorer 7*. Let's follow his excellent instructions to save the home page of the GSBUG Website to the local hard drive of a home computer:

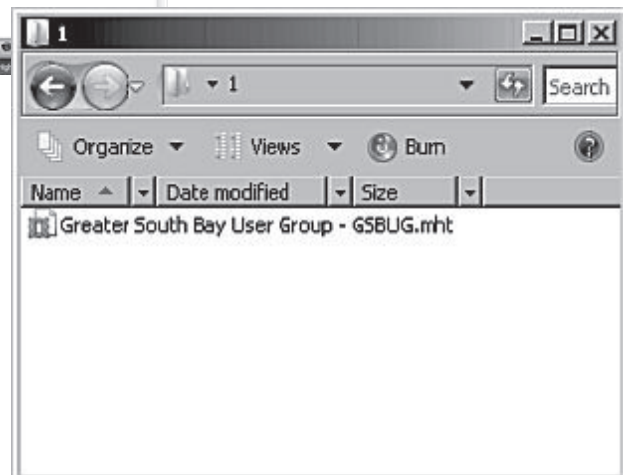
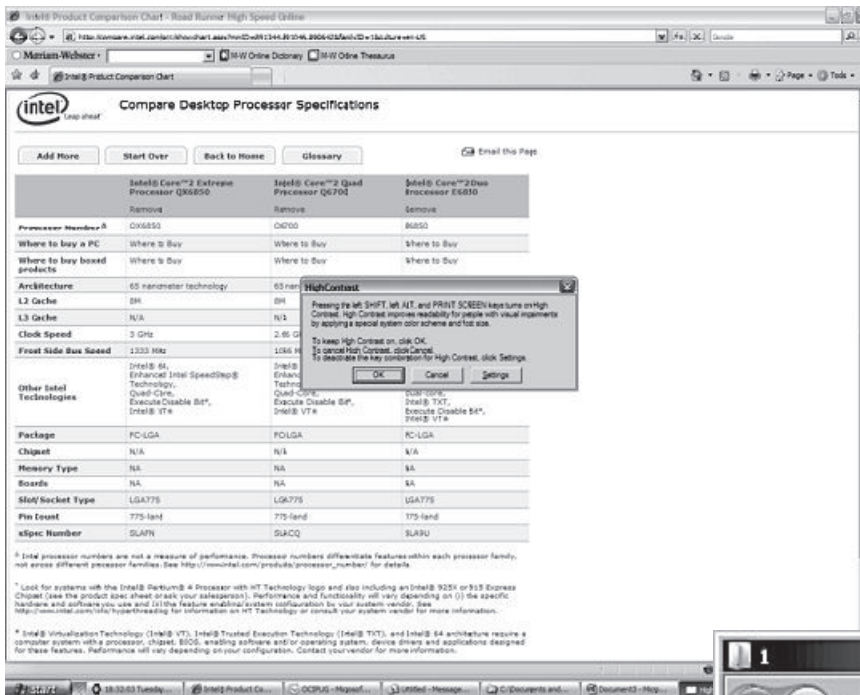
1. Open any web page you want to save.
2. Click the drop down arrow to the right of 'Page' in the top tool bar (upper right).
3. Select 'Save As...'

Note, as Leckliter stated, that the 'type' defaults to 'Web Archive.. (*.mht).'

4. Select an appropriate 'Save In' folder – or create a new one in an appropriate folder structure
5. Enter a file name

(In our example, the default file name of 'Greater South Bay User Group - GSBUG' is okay.)

6. Click the 'Save' button.
- In our example (below), we have created a file called Greater South Bay User Group.mht onto the hard drive of my home computer:



I suspect this is not what you wanted. Hanging on those keys will also sound a rather unpleasant audible alarm.

Possibly you were using something other than *IE7* as your browser.

Ed"

Let's start with Leckliter's final comment about running afoul of the 'Accessibilities Options' applet (of *Windows XP* and *Vista*):

You have two options for dealing

If you have to use the left-most <Alt> key of your keyboard, you can then go to the 'Accessibility Center' (of *Windows XP*) or the 'Ease of Access' of *Windows Vista* and disable this keyboard shortcut.

The second way of saving what you see in Web pages is by using the 'Save As' function in your Web browser. Leckliter's step-by-

At any time in the future, I can go to this file and double-click on it, *Internet Explorer* will open up and I have a very accurate

(See *Internet* on page 6)

(Internet, From Page 5)

rendition of exactly how this Web page looked on the date that I created this *.mht file.

After opening this *.mht file, I can do the following:

- 1) Scroll vertically up and down, just like I could when I was at the original Web site and
- 2) I can use the hyperlinks on the stored Web page to go to any Web sites that are still active out on the real Internet.

However, if suppose I am reading one of GSBUG Webmaster Gregory Newman's numerous missives at my Yahoo Mail account as follows: (see screen shot below):

I then end up with a file called Yahoo! Mail - fchao2@yahoo_com.mht on the hard drive of my home computer.

In the future, when I decide to

open up this file by double-clicking on it, it opens up to a partially-blank page as follows (see screen shot, columns 2 & 3):

Apparently, the Yahoo Mail Web site does not allow the saving of the body of an e-mail message in *.mht format.

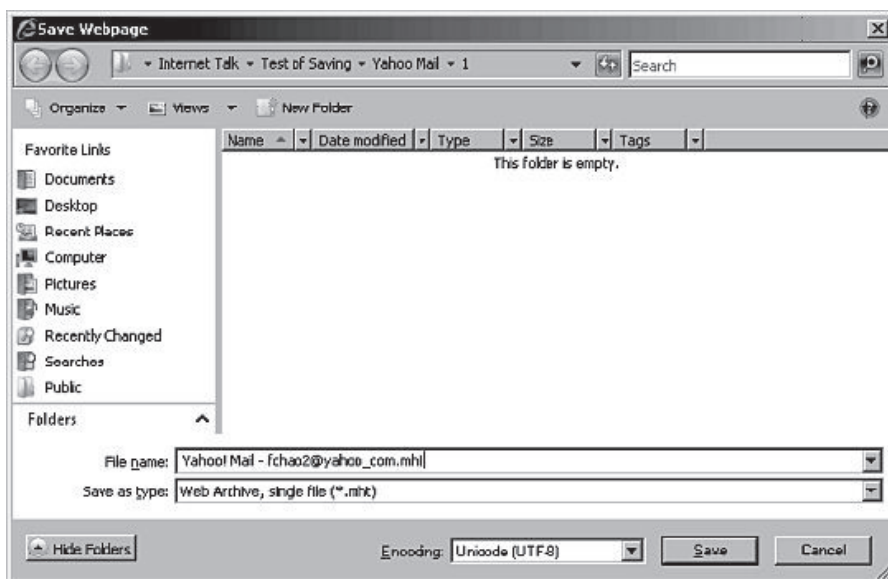
Very few Web sites have this problem so the 'Save As' function of *Internet Explorer* works fine 99+ percent of this time.

We will expound more on this 'gotcha' in Part 3 of this series.

HOW TO CONTACT ME:

If you have any questions or problems, I can be contacted by the following methods:

- 1. Send me e-mail at: fchao2@yahoo.com
- 2. Leave me a voice message at (310)768-3896.



- 3. Send "snail" United States Postal Service (USPS) mail to

Frank Chao
 4001 Inglewood Ave.,
 Ste. 101
 PMB 305
 Redondo Beach, CA
 90278

Or sell your computer and take up golf instead !!



Holiday Party — December 3rd

By Virginia Pfiffner

Our Holiday Party this year will be held on Monday night, December 3, 2007, at the Torrance Salvation Army facility on the corner of Earl and Emerald at 6:00 p.m. instead of the usual 7:30 pm.

Bring your spouse or friend who is interested in computers. This will be a chance to get better acquainted with other Club members and their friends.

We're planning a potluck affair so bring your favorite hot dish, cold dish, dessert, or any type of food you'd like to share. A list will be circulated by Tom Tucknott at the November 5th General Meeting as a signup sheet to help with getting things organized. Sign up if you plan to attend even if you haven't decided what you'd like to bring.

So far the following food will be provided by the Board Members:

- His delicious homemade Oatmeal Cookies – Garry Sexton
- Some Hero-type sandwiches –Tom Tucknott
- Crockpot of baked beans—Virginia Pfiffner
- Other cookies—George Porter

Maurice Suhre, Jr., one of our Club members, will entertain us with his piano selections.

Fred Vogel, the DIG/SIG leader, will give us a photo presentation of unique Christmas cards.

In addition to music we will have a small gift for each member. There will also be a drawing for an LCD monitor as well as other prizes.

I look forward to seeing you on December 3rd with bells on!



GS-BUG Election Results

Elected without opposition during the General Meeting on October 3, 2007, were the following members:

President: Garry Sexton

Vice-President: Tom Tucknott

Secretary: No Candidate

Treasurer: Jimmie Coronos

Member at Large:

John Hanson

Member at Large:

Greg Neumann

Member at Large:

Virginia Pfiffner

Did You Know . . .

No word in the English language rhymes with “month,” “orange,” “silver,” or “purple.”

The longest one-syllable word in the English language is “screched.”

Article

Hasta la Vista - Gadgets and the Windows Sidebar

by Lee Reynolds

Member, Broward Personal Computer Association Florida

leetutor@earthlink.net

www.bpca.com

Obtained from APCUG with the author's permission for publication by APCUG member groups.

I'm told the literal meaning of "hasta la vista" in Spanish is "until the seeing." Or maybe a more adequate translation is "see you later." But in this column, I'm using that phrase to invite you to take a look at Microsoft's latest version of *Windows: Vista*.

Devotees of the Apple Mac have for some time had available, in their OS X Tiger operating system, something called Dashboard, which allows them to have what are called Widgets (mini-applications that provide a very simple, tightly focused interface for common tasks) available for instant use.

You can also drag the Gadgets

Now *Windows Vista* introduces something similar in its *Windows* 'Sidebar.' This is a narrow strip of "Gadgets" that can be parked along either the right or the left

side of your Desktop. You can also drag the Gadgets off the Sidebar and place them somewhere on the Desktop. You can configure the Sidebar to start either every time when *Windows* starts, or only when you want it to appear. It is available on the 'Start' Menu under 'All Programs' - 'Accessories' - 'Windows Sidebar.'

There are a number of ways you can configure the Sidebar after you right click it and select 'Properties' from the context menu. For example, you can set it so that Sidebar is always on top of other windows; you can hide or unhide it from view (unhide it by right clicking the small Sidebar icon in the 'Notification Area' of the Taskbar and select 'Open'); if you have multiple monitors connected to your PC, then you can configure which one the Sidebar is displayed on.

You can add and remove Gadgets from the Sidebar (perhaps the easiest way is to right click the small plus (+) sign above the Gadgets and select 'Add Gadgets' from the context menu), and detach them from or reattach

them to the Sidebar. You can have multiple copies of the same Gadget open in the Sidebar if you want (which might be con-

There are a number of ways you can configure the Sidebar

venient for clocks or weather gadgets, for example), and you can drag them to different positions up and down in the Sidebar.

The built-in Gadgets for *Windows Vista* include: an onscreen Calendar, a clock that can show the time in any time zone or city, a Gadget-based version of your email *Windows* Contacts, a CPU meter which consists of two gauges that show the load on your computer's microprocessor and RAM, a simple currency converter, a notepad for jotting down reminders, a photo slide show, a weather Gadget, and others. In addition, there are dozens

See *Gadgets*, page 10)

Article

Windows Calendar

by Lynn Page

Editor, Crystal River Users Group, Florida

www.crug.com

newsletter@crug.com

Obtained from APCUG with the author's permission for publication by APCUG member groups.

Windows Calendar, built into *Windows Vista*, helps you plan your activities and coordinate your plans with those of others. With *Windows* calendar you can set up multiple calendars and view a single or multiple calendars at a time. This makes it easy to compare the calendars and look for conflicts in scheduling. I personally use the calendar in *Outlook* for my scheduling but if you don't have *Office* the *Windows* Calendar is a great planning tool. It is especially useful if you need to handle a variety of different schedules. Set up a calendar for everyone in the family

or group. Then use *Windows* Calendar to integrate them to compare daily activities. I quickly set up the three calendars for display in this combined view.

Appointments

With *Windows* Calendar, you can create appointments and set up an alert to remind you when the appointment is approaching. Set *Windows* Calendar to alert you minutes, hours, or days ahead of time. I set my reminders in *Outlook* for 2 days notice.

If you attend regular meetings, like the CRUG membership meeting, set up recurring appointments. In *Windows* Calendar create one appointment and

then have the calendar set up a series of similar appointments at the selected intervals.

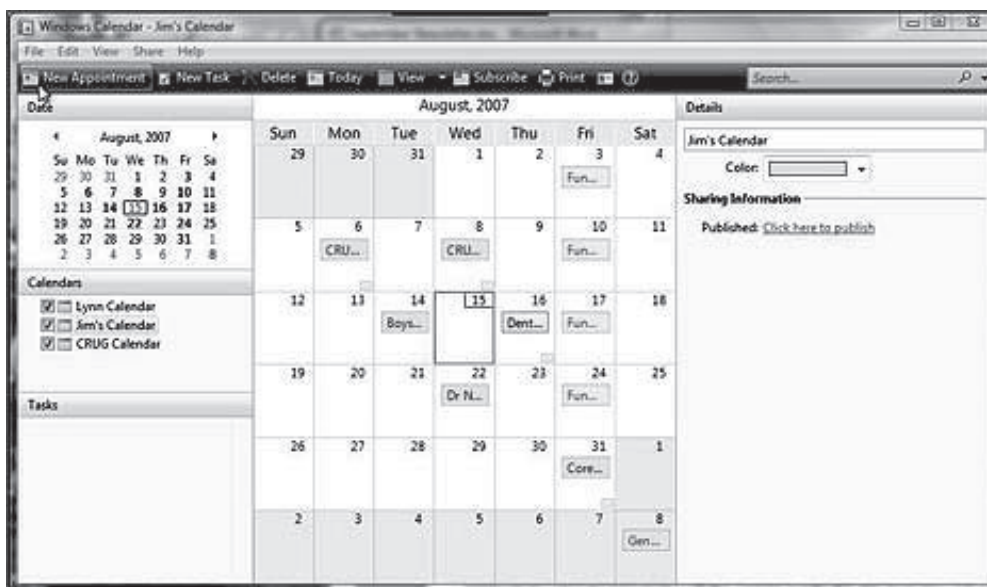
Tasks

Windows Calendar includes a personal task list. For each task, describe what is required, set a completion deadline, choose a priority ranking, and then track of your progress right in the calendar. You can set reminders like those for appointments. As a task is completed, simply check it off the list.

Sharing Calendars

With *Windows* Calendar, you can set up individual calendars for multiple people. This makes it easy for people using the same computer to coordinate their personal schedules. They can quickly compare information from any or all of the calendars, side-by-side in a single view. Each person can manage their own schedule and view the others' calendars, selectively or all at once.

(See *Calendar* page10)



(Calendar, from page 9)

Set Up a Calendar

To set up a calendar in *Windows Vista* click 'Start' and type

'Calendar' in the 'Start Search' box. In the results, click 'Windows Calendar' under 'Programs' to select it. A calendar opens with the name assigned to the computer. You can generate this calendar or in the File drop down menu select 'New Calendar' and start fresh.

In the new calendar type in a name in the Calendars task pane and click 'Enter.' This calendar and any others appear in the Calendars task pane. Clicking to add checks in the boxes next to the calendar lets you see those selected together. In the 'Details' pane, select a color to help identify each calendar.

Add Appointments and Tasks

Once the calendars are set up you can add appointments and tasks. Click 'New Appointment' or 'New Task' on the toolbar and add the information.

You can even publish your calendar to your web site and send invitations and appointments by email.

This article has been provided to APCUG by the author solely for publication by APCUG member groups. All other uses require the permission of the author (see e-mail address above).



Tips From Smart Computing

Break In Electronics Gear

A few manufacturers institute a rigorous burn-in period for expensive, high-end electronics gear before selling it to consumers. You should do that, too, even if you haven't bought top-of-the-line equipment.

The idea is to "force" flaws in the equipment to show up as quickly as possible, rather than a year or more later, when the warranty's run out. Install and turn on your new components right after you buy them and give them a thorough workout, longer than with normal use. Run that DVD player or DVR as often as you can for a few weeks, even if you're not listening to or watching the results.

This advice doesn't apply to speakers, though. Speakers have far less electronics than other A/V gear, and used wisely, at a reasonable volume level, will last a lot longer.

Term You Should Know

raster line

An electronic scan of a thin, horizontal slice of an image.

From *Smart Computing*

(Gadgets, from page 8)

of other Gadgets you can choose from if you aim your web browser at: <http://microsoftgadgets.com/>.

You can even design your own Gadgets and submit them to Microsoft at one of the links on the above page.

With each Gadget, you can choose from a right click menu which allows you to close the Gadget or adjust the opacity of the display, among other options.

When you move your mouse over a Gadget, you will see a little 'X' icon and one that looks like the head of a wrench. The 'X' icon can be used to close the Gadget, while the wrench icon accesses that Gadget's property page.

With the right click menu of the Windows Sidebar icon in the Notification Area, you can choose to Open the Sidebar if it has been closed, Move Gadgets to the Front, access the Property page for the Sidebar, Add Gadgets, get Help, or Exit the entire Sidebar application.

This article has been provided to APCUG by the author solely for publication by APCUG member groups. All other uses require the permission of the author (see e-mail address above).

Only in America . . .

Do people order double cheeseburgers, large fries, and a diet drink!

GS-BUG Membership Application

[] New [] Renewal [] Update

I hereby apply for membership in the Greater Bay PC Users Group. I understand I will be entitled to attend meetings, receive the monthly newsletter and be eligible for special offers that become available from time to time.

Name **(Please Print)** First Last

Address

City, State, Zip +4

Phone E-Mail

Individual \$36.00; Student \$18.00; Family \$48.00; Newsletter Subscription \$18.00

Please mail check to: GS-BUG, Inc.—Membership, 241 Via Los Miradores, Redondo Beach, CA 90277-6761

CLASSIFIED ADS

Members may place personal ads of three (3) lines for free. All other business and non-members ads: \$2.00 per ad for 3 lines. Ads must be prepaid, camera-ready copy, and received by the 15th of the month preceding publication.

ADVERTISING RATES

GS-BUG accepts commercial advertising from members and outside businesses at the following rates:

Business Cards (3 1/2" x 2")	\$15.00
1/4 Page Ad	\$25.00
1/2 Page Ad	\$35.00
Full Page Ad	\$60.00

All prices are for single issue only. All advertisements must be prepaid and received by the 15th of the month preceding publication. All artwork must be camera ready copy.

Checks payable to GS-BUG, Inc.

Mail to:

GS-BUG, Inc.—Advertising
3623 W. 227th St.,
Torrance, CA 90505-2522

LIBRARY

Shareware disks are available at the General Meeting for \$3.00 per disk and \$5.00 per CD. Charges are to recover duplication and distribution costs.

SIG MEETINGS

Daytime Hardware SIG	Every Tuesday
1—4 Torrance Scout Center	
Bob Hudak	rsh532@aol.com

Digital Imaging SIG	1st and 3rd Tuesdays
9—12 Torrance Scout Center	
Fred Vogel	310-375-9336

Beginning <i>Windows XP</i>	3rd Thursday
7:00 p.m. Garry Sexton's	
Virginia Pffiffner	310-374-2410
	vpffiffne@elcamino.edu

Internet	4th Thursday
7:00 p.m. Garry Sexton's	
Tom Tucknott	310-530-4992
	ttucknott@socal.rr.com

Torrance Scout Center
2375 Plaza Del Amo, Torrance

Garry Sexton's
3623 W. 227th St., Torrance

The Bug Report

The Greater South Bay PC Users Group

3623 W. 227th St.

Torrance, CA 90505

November 2007

Sunday	Monday	Tuesday	Wednesday	Thursday	Friday	Saturday
				1	2	3
4	5 Meeting: Making Better Presenta-	6 SIG Meeting Digital Imaging Daytime Hardware	7 Board Meeting	8	9	10
11 Veteran's Day	12	13 SIG Meeting Daytime Hardware	14	15 SIG Meeting Beginning Windows XP	16	17 Newsletter Deadline
18	19	20 SIG Meeting Digital Imaging Daytime Hardware	21	22 Thanksgiving	23	24
25	26	27 SIG Meeting Daytime Hardware	28	29	30	